

County: Bergen  
 District: Fort Lee School District  
 231 Main Street, 3Fl.  
 Fort Lee, NJ 07024

Superintendent: Mr. Kenneth Rota  
[District Website](#)  
 201-585-4612 x7501

**4,123**  
 Total Students

**PK-12**  
 Grades Offered

**14.6%**  
 Economically Disadvantaged

**14.4%**  
 Students with Disabilities

**11.0%**  
 English Learners

**13:1**  
 Student to Teacher Ratio

**11.3 years**  
 Avg Teacher Experience

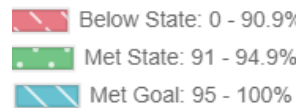
The summary reports are meant to provide parents, educators, and communities highlights from the district, along with a high-level summary of how well a school or district is performing. We encourage you to use these reports to:

- **Learn more** about this school or district by viewing the detailed report. Use the link in the "Jump to" menu at the top right.
- **Start conversations** with school community members and ask questions. Use our guides for suggestions.
- **Engage** with your school communities to identify where schools are doing well and where they can improve.

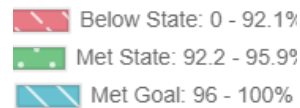
**Important note for 2019-2020:** The summary reports typically include information on student growth, assessment results, and chronic absenteeism. Statewide assessment results were cancelled in spring 2020, so student growth and assessment results are not available for the 2019-2020 school year. Additionally, the requirement to report on chronic absenteeism was waived for the 2019-2020 school year so that data is not included. We encourage you to visit the detailed reports to see all the data that is available for the 2019-2020 school year and also to view the "Impact of COVID-19 on Data Availability" resource for a summary of how all data was impacted.

## Are students graduating?

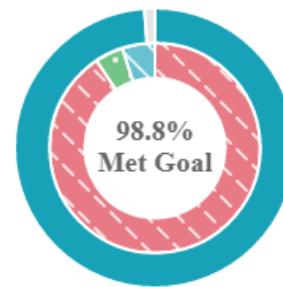
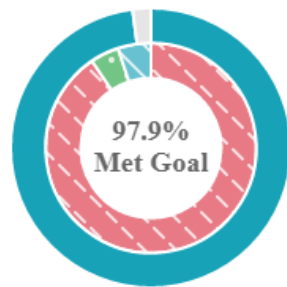
### Four-Year Graduation Rate



### Five-Year Graduation Rate



This section shows the four-year and five-year graduation rates. These are the percentage of students who graduate high school within four or five years of entering high school.



### How to use this report?

- 1 **Learn More** by viewing this full report and reports for other schools and districts. Use the green menu bar at the top of the page to move between different sections of the report.
- 2 **Start Conversations** with school community members and ask questions. Use our guides for suggestions.
- 3 **Engage** with your school communities to identify where schools are doing well and where they can improve.



[www.state.nj.us/education](http://www.state.nj.us/education)  
[www.njschooldata.org](http://www.njschooldata.org)

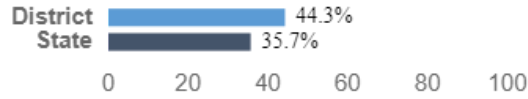


[reportcard@doe.nj.gov](mailto:reportcard@doe.nj.gov)

## Are students college and career ready?

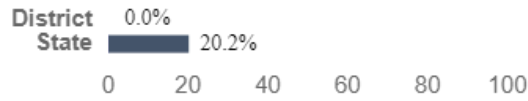
### AP/IB Courses:

Percentage of 11th and 12th graders enrolled in one more Advanced Placement (AP) or International Baccalaureate course (IB)



### Dual Enrollment:

Percentage of 11th and 12th graders enrolled in one more dual enrollment course, which is a course that allows high school students to enroll in college courses for credit prior to graduation



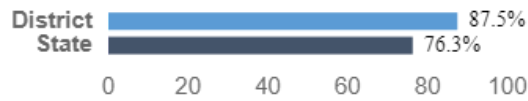
### Industry-Valued Credentials:

Percentage of 9th-12th graders who earned one or more industry-valued credential during the school year



### College Enrollment:

Percentage of 2019 graduates enrolled in a college or university by the fall of 2020



### How to use this report?

- 1 Learn More** by viewing this full report and reports for other schools and districts. Use the green menu bar at the top of the page to move between different sections of the report.
- 2 Start Conversations** with school community members and ask questions. Use our guides for suggestions.
- 3 Engage** with your school communities to identify where schools are doing well and where they can improve.



[www.state.nj.us/education](http://www.state.nj.us/education)

[www.njschooldata.org](http://www.njschooldata.org)



[reportcard@doe.nj.gov](mailto:reportcard@doe.nj.gov)