





County: Bergen
 District: Fort Lee School District
 231 Main Street, 3Fl.
 Fort Lee, NJ 07024

2020-2021
 Superintendent: Mr. Robert Kravitz
[District Website](#)
 201-585-4612 x7501

	4,067 Total Students		PK-12 Grades Offered		10.7% English Learners
	14.4% Students with Disabilities		11.3 years Avg Teacher Experience		9.5% Economically Disadvantaged
	13:1 Student to Teacher Ratio				

The summary reports are meant to provide parents, educators, and communities highlights from the district, along with a high-level summary of how well a school or district is performing. We encourage you to use these reports to:

- **Learn more** about this school or district by viewing the detailed report. Use the link in the "Jump to" menu at the top right.
- **Start conversations** with school community members and ask questions. Use the one-page guides on the [Resources page](#) for suggestions.
- **Engage** with your school communities to identify where schools are doing well and where they can improve.

Important note for 2020-2021: The summary reports typically include information on student growth and assessment results. All statewide assessments were cancelled in spring 2020 and the New Jersey Student Learning Assessment was cancelled in spring 2021, so student growth and assessment results are not available for the 2020-2021 school year. We encourage you to visit the detailed reports to see all the data that is available for the 2020-2021 school year and view the ["Impact of COVID-19 on Data Availability"](#) resource for a summary of how all data was impacted.

Are students graduating?

Four-Year Graduation Rate

- Below State: 0 - 90.5%
- Met State: 90.6 - 94.9%
- Met Goal: 95 - 100%



97.3%
Met Goal

Five-Year Graduation Rate

- Below State: 0 - 92.5%
- Met State: 92.6 - 95.9%
- Met Goal: 96 - 100%



99.2%
Met Goal

This section shows the four-year and five-year graduation rates. These are the percentage of students who graduate high school within four or five years of entering high school.

Are students at risk?

Chronic Absenteeism: This section shows percentage of students that were absent for 10% or more of the days enrolled.

District  4.6%



Percentage of students chronically absent (higher values represent higher risk)

How to use this report?

- 1 **Learn More** by viewing this full report and reports for other schools and districts. Use the green menu bar at the top of the page to move between different sections of the report.
- 2 **Start Conversations** with school community members and ask questions. Use our guides for suggestions.
- 3 **Engage** with your school communities to identify where schools are doing well and where they can improve.


www.state.nj.us/education
www.njschooldata.org

reportcard@doe.nj.gov

County: Bergen

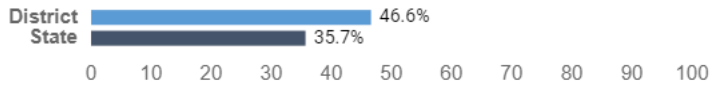
District: Fort Lee School District

📍 231 Main Street, 3Fl.
Fort Lee, NJ 07024

Are students college and career ready?

AP/IB Courses:

Percentage of 11th and 12th graders enrolled in one more Advanced Placement (AP) or International Baccalaureate course (IB)



Dual Enrollment:

Percentage of 11th and 12th graders enrolled in one more dual enrollment course, which is a course that allows high school students to enroll in college courses for credit prior to graduation



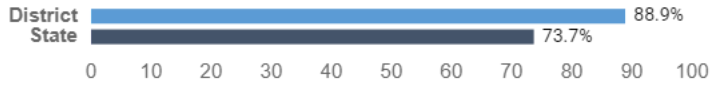
Industry-Valued Credentials:

Percentage of 9th-12th graders who earned one or more industry-valued credential during the school year. Industry-valued credentials are recognized degrees, diplomas, certificates, or certifications awarded for an occupation.



College Enrollment:

Percentage of 2020 graduates enrolled in a college or university by the fall of 2021



- 1 **Learn More** by viewing this full report and reports for other schools and districts. Use the green menu bar at the top of the page to move between different sections of the report.
- 2 **Start Conversations** with school community members and ask questions. Use our guides for suggestions.
- 3 **Engage** with your school communities to identify where schools are doing well and where they can improve.

How to use this report?


www.state.nj.us/education
www.njschooldata.org

reportcard@doe.nj.gov