

2021 Assessment Data

Fort Lee School District

Measuring
College and
Career
Readiness

Assessment Reports

The New Jersey Department of Education cancelled the New Jersey Student Learning Assessment (NJSLA) English, Math and Science in the Spring of 2020 and Spring 2021.

Fort Lee High School Graduation Rates

Cohort of 2021:

➤ 99% - Four year graduation rate

Cohort of 2020:

➤ 98%- Four year graduation rate

Cohort of 2019:

➤ 98%- Four year graduation rate

Cohort of 2018:

➤ 100 %- Four year graduation rate

Graduation By Pathway

The Class of 2021 consisted of 256 students:

ELA

- 70% graduated via NJSLA
- 25% graduated via alternative assessment (SAT, PSAT, ACT, ASVAB or Accuplacer)
- 5% exempt via IEP

Math

- 58% graduated via NJSLA
- 33% graduated via alternative assessment (SAT, PSAT, ACT, ASVAB or Accuplacer)
- 9% exempt via IEP

The Class of 2020 consisted of 228 students:

ELA

- 79% graduated via NJSLA
- 19% graduated via alternative assessment (SAT, PSAT, ACT, ASVAB or Accuplacer)
- 2% exempt via IEP

Math

- 73% graduated via NJSLA
- 25% graduated via alternative assessment (SAT, PSAT, ACT, ASVAB or Accuplacer)
- 2% exempt via IEP

AP Scores

Subject	2021 Score/# of students	2020 Score/# of students	2019 Score/#of Students	2018 Score/#of Students
Biology	2.92/36	3.56/25	3.00/19	3.438/32
Calculus AB	4.07/28*	4.52/29	4.92/12	4.6/10
Calculus BC	4.32/19 *	4.78/9	4.75/12	4.667/12
Chemistry	2.75/16	3.54/13	2.53/36	2.67/17
Eng Lang/Comp	2.8/42	3.4/20	3.02/45	3.0/18
Eng Lit/Comp	2.0/23	2.84/25	2.73/63	2.562/73
US Gov't/Pol.	3.08/13 *	3.59/17	3.77/13	3.480/25
Spanish Lang	3.55/11	4.11/9	3.29/7	3.875/8
US History	3.21/66*	3.54/82	3.78/41	3.355/31
World History	3.34/99 *	3.90/50	3.25/65	3.157/70
Computer Sci A	4.0/10 *	3.63/8	3.59/12	N/A
Computer Sci Principal	5.0/1 *	3.75/4	N/A	3.857/7
Macroeconomics	2.68/28	3.22/37	2.59/29	2.609/23
Microeconomics	2.59/27	3.44/39	2.72/29	2.957/23
Studio Art/3D Art	2.6/5	3.0/5	2.2/5	2.00/3
AP Physics	2.71/5 *	2.5/20		
2D Art	4.25/4 *			
Japanese	5.0/2 *			

International Baccalaureate Scores

Average AP Scores By Subject	2021 Score/ # of Students	2020 Score/ # of Students	2019 Score/ # of Students	2018 Score/ # of Students
IB English HL	4.55/55	4.18/39	4.09/47	4.72/39
IB History HL	5.45/11	5.00/7	5.00/10	4.91/11
IB Math SL	4.4/5	5.50/4	4.25/8	4.44/9
IB Math HL	5.08/13	4.10/10	4.50/12	4.50/10
IB Physics SL	4.72/18	5.13/8	3.56/16	3.92/13
IB Film	5.00/13	4.60/10	3.69/16	4.07/15
IB Spanish SL	5.80/10	5.57/7	5.64/11	5.71/14

SAT Scores

2021: Verbal = 656; Math = 623

2020: Verbal = 580; Math = 595

2019: Verbal = 589; Math = 604

ACT Scores

2021: Verbal = 27.3; Math = 25.9

2020: Verbal = 26.3; Math = 25.1

2019: Verbal = 26.7; Math = 25.4

WIDA ACCESS 2.0 Grades K-6

Grade	2021* Scores 4 → 6	2019 Scores 4 → 6	2018 Scores 4 → 6	2017* Scores 4 → 6	Percent Change 2019-2021 Scores 4 → 6
K	31%	33%	30%	18%	-2%
1	52%	42%	42%	53%	+10%
2	52%	50%	40%	42%	+2%
3	61%	33%	68%	33%	+28%
4	78%	71%	70%	67%	+7%
5	64%	56%	67%	76%	+8%
6	13%	10%	53%	39%	+3%

*WIDA Testing in 2020 was cancelled due to the pandemic

WIDA ACCESS 2.0 Grades 7-12

Grade	2021* Scores 4 → 6	2019 Scores 4 → 6	2018 Scores 4 → 6	2017 Scores 4 → 6	Percent Change 2019-2021 Scores 4 → 6
7	28%	67%	56%	31%	-39%
8	77%	46%	37%	67%	+29%
9	44%	57%	54%	36%	-13%
10	54%	47%	67%	29%	+7%
11	62%	43%	44%	25%	+19%
12	33%	0%	17%	10%	+33%

*WIDA Testing in 2020 was cancelled due to the pandemic

Fort Lee School District's Fall 2021 Start Strong Testing - ELA

Grade	Less Support May Be Needed	Some Support May Be Needed	Strong Support May Be Needed
4	58%	15%	26%
5	62%	26%	13%
6	61%	23%	16%
7	61%	21%	18%
8	61%	17%	22%
9	68%	16%	16%
10	66%	19%	15%

ELA-NJSLA DATA

Grade	Level 1 2017	Level 1 2018	Level 1 2019	Level 2 2017	Level 2 2018	Level 2 2019	Level 3 2017	Level 3 2018	Level 3 2019	Level 4 2017	Level 4 2018	Level 4 2019	Level 5 2017	Level 5 2018	Level 5 2019
3	7%	5%	5%	9%	8%	11%	14%	15%	17%	55%	56%	56%	15%	16%	11%
4	2%	5%	3%	6%	6%	4%	13%	9%	12%	43%	37%	40%	36%	43%	42%
5	3%	3%	3%	7%	5%	8%	14%	13%	14%	53%	52%	50%	23%	27%	26%
6	2%	3%	0%	5%	4%	6%	13%	10%	11%	44%	43%	39%	36%	40%	48%
7	5%	8%	7%	7%	6%	8%	11%	14%	14%	38%	29%	34%	40%	43%	37%
8	7%	9%	10%	5%	9%	7%	14%	11%	17%	41%	40%	34%	34%	30%	32%
9	5%	3%	4%	4%	6%	8%	18%	15%	11%	48%	41%	39%	26%	35%	38%
10	6%	4%	6%	4%	7%	7%	12%	9%	11%	39%	35%	31%	38%	45%	46%

Fort Lee School District's Fall 2021 Start Strong Testing - Math Grades 4-8

Grade	Less Support May Be Needed	Some Support May Be Needed	Strong Support May Be Needed
4	60%	21%	20%
5	52%	20%	28%
6	46%	26%	28%
7	51%	29%	20%
8	5%	13%	83%

Fort Lee School District's Fall 2021 Start Strong Testing - Math Grades 7-12

Grade	Less Support May Be Needed	Some Support May Be Needed	Strong Support May Be Needed
Algebra- District	25%	21%	54%
Algebra - MS	28%	23%	49%
Algebra- HS	9%	12%	79%
Geometry- District	38%	26%	37%
Geometry - MS	100%	0	0
Geometry- HS	30%	29%	41%
Algebra II -District (HS only)	46%	32%	22%

MATH - NJSLA Data

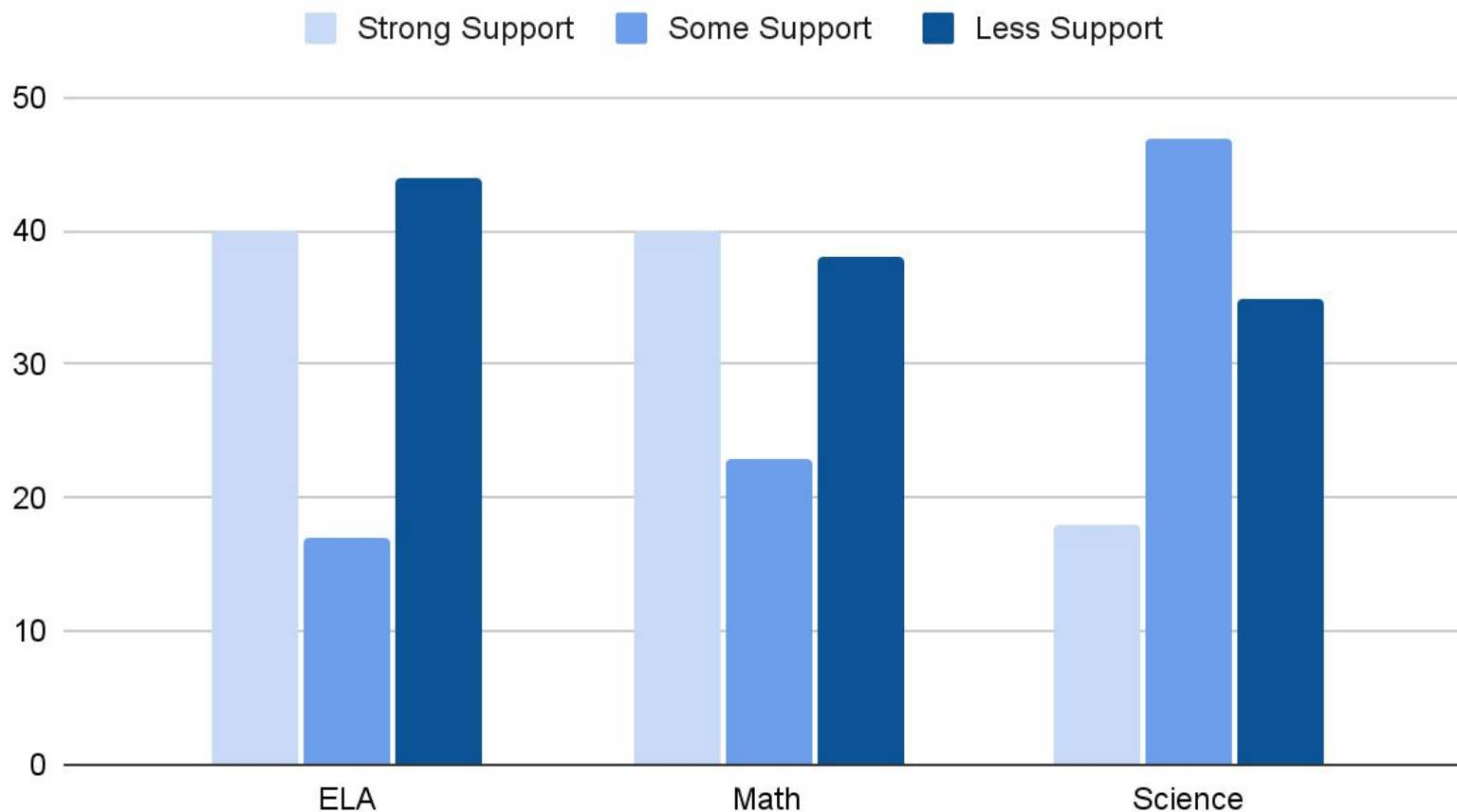
Grade	Level 1 2017	Level 1 2018	Level 1 2019	Level 2 2017	Level 2 2018	Level 2 2019	Level 3 2017	Level 3 2018	Level 3 2019	Level 4 2017	Level 4 2018	Level 4 2019	Level 5 2017	Level 5 2018	Level 5 2019
3	3%	3%	2%	7%	8%	10%	19%	19%	21%	45%	43%	49%	26%	27%	18%
4	2%	4%	4%	9%	10%	5%	17%	19%	18%	57%	55%	57%	16%	11%	16%
5	2%	3%	3%	8%	8%	15%	19%	18%	18%	50%	50%	42%	20%	21%	23%
6	8%	2%	3%	6%	8%	10%	16%	15%	14%	41%	50%	46%	29%	25%	29%
7	2%	4%	4%	12%	11%	9%	26%	24%	24%	46%	41%	45%	14%	21%	18%
8*	34%	65%	85%	34%	35%	11%	12%	0%	4%	20%	0%	0%	0%	0%	0%
ALG I***	6%	5%	6%	14%	13%	21%	17%	25%	24%	49%	45%	38%	15%	14%	11%
GEO***	6%	4%	8%	26%	31%	23%	33%	24%	28%	27%	26%	31%	7%	15%	11%
ALG II***	23%	22%	13%	14%	21%	12%	12%	18%	19%	43%	33%	47%	8%	7%	9%

Fort Lee School District's Fall 2021 Start Strong Testing - Science

Grade	Less Support May Be Needed	Some Support May Be Needed	Strong Support May Be Needed
6	37%	42%	21%
9	24%	52%	24%
12	39%	26%	34%

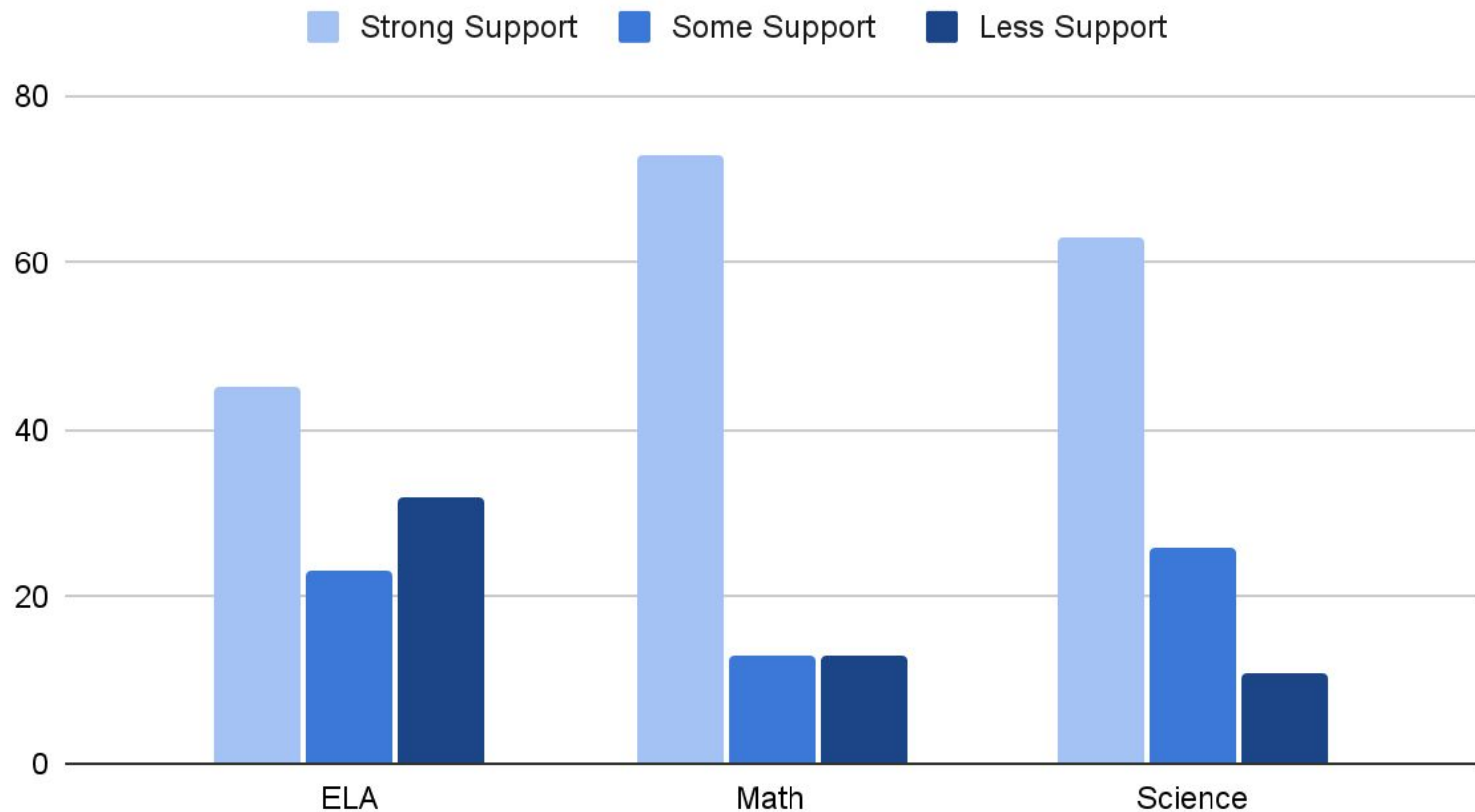
Fort Lee School District's Fall 2021 Start Strong Testing - ELA, Math & Science Economically Disadvantaged

Demographic- Economically Disadvantaged



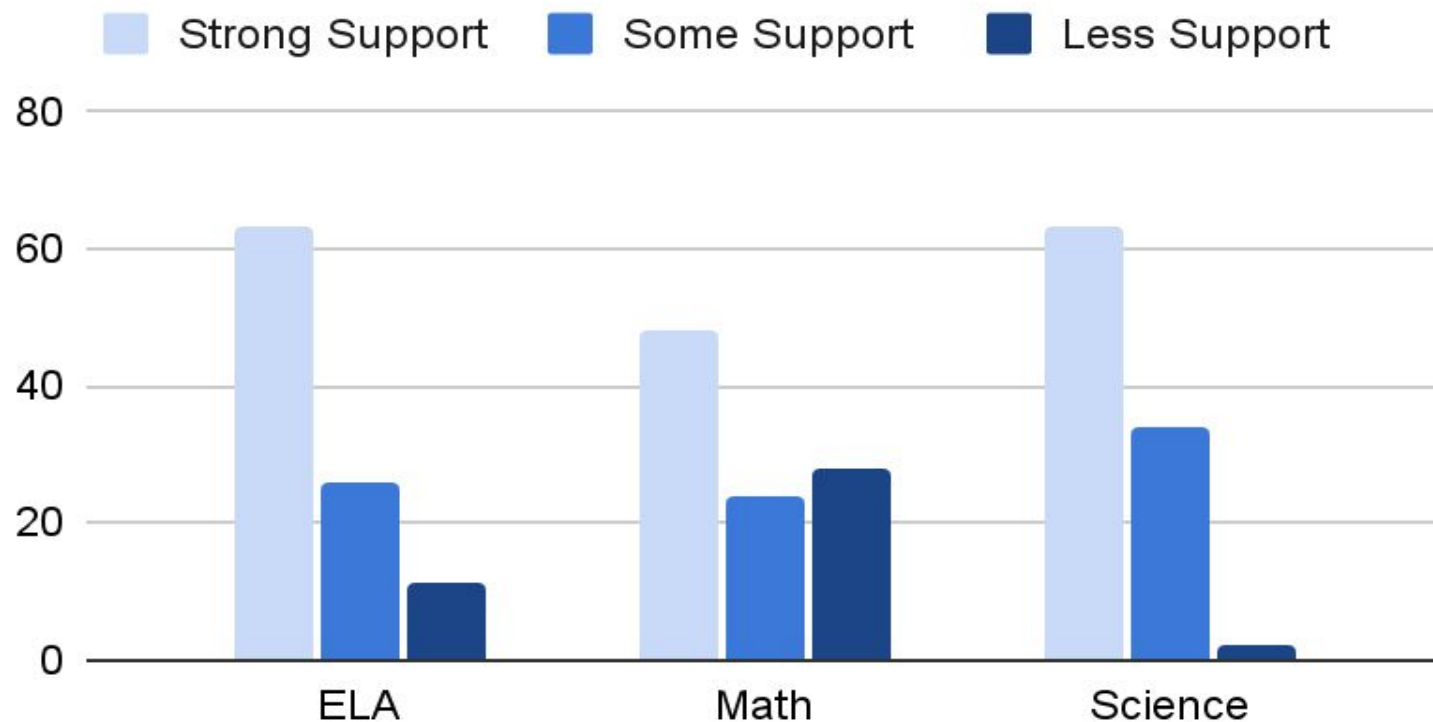
Fort Lee School District's Fall 2021 Start Strong Testing - ELA, Math & Science Students with Disabilities

Demographic- IEP



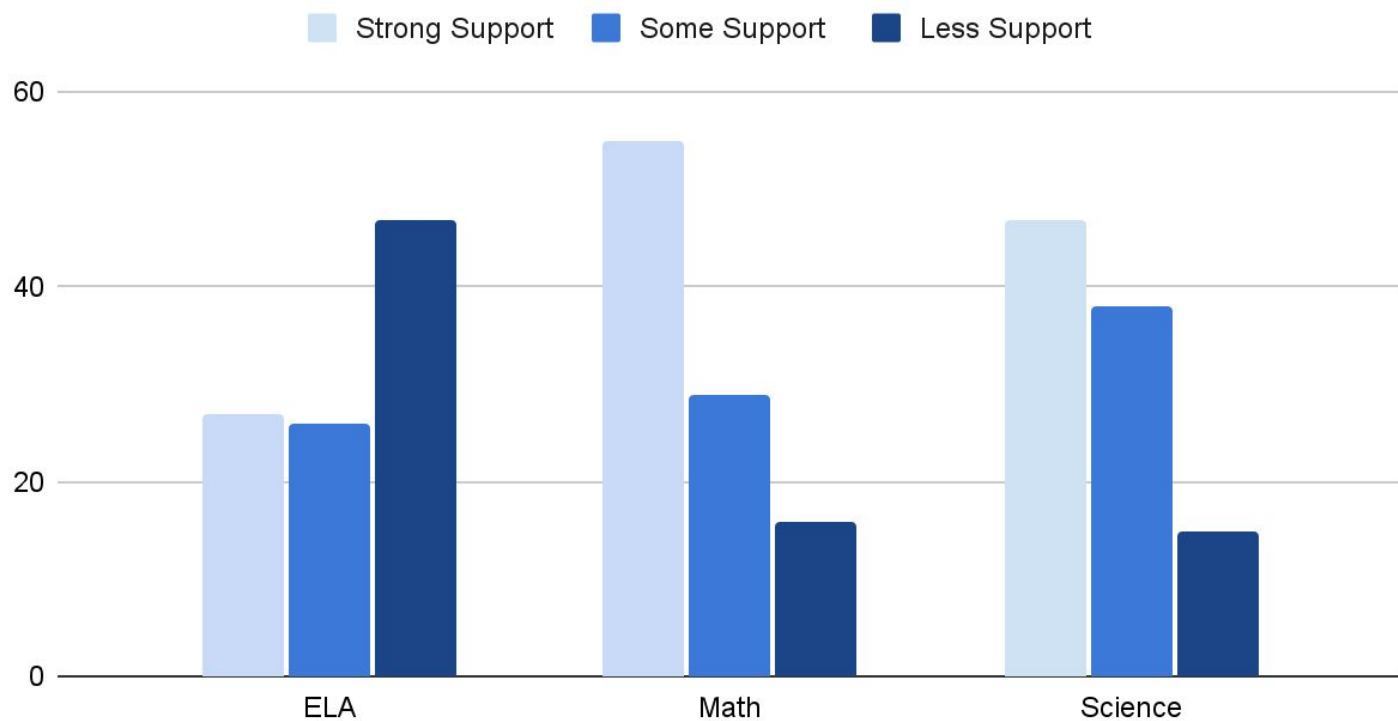
Fort Lee School District's Fall 2021 Start Strong Testing - ELA, Math & Science English Language Learner

Demographic- ELL



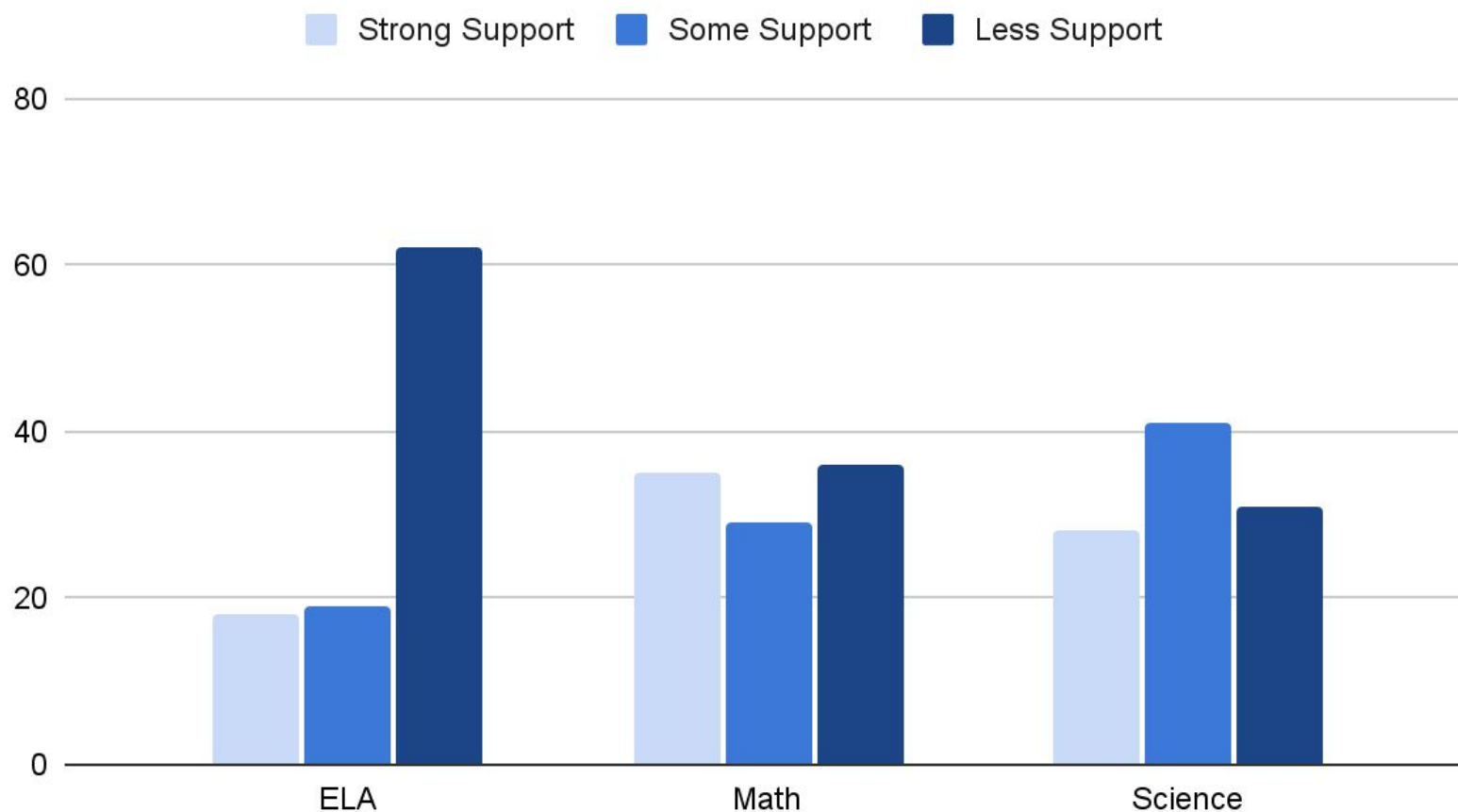
Fort Lee School District's Fall 2021 Start Strong Testing - ELA, Math & Science Hispanic

Demographic- Hispanic



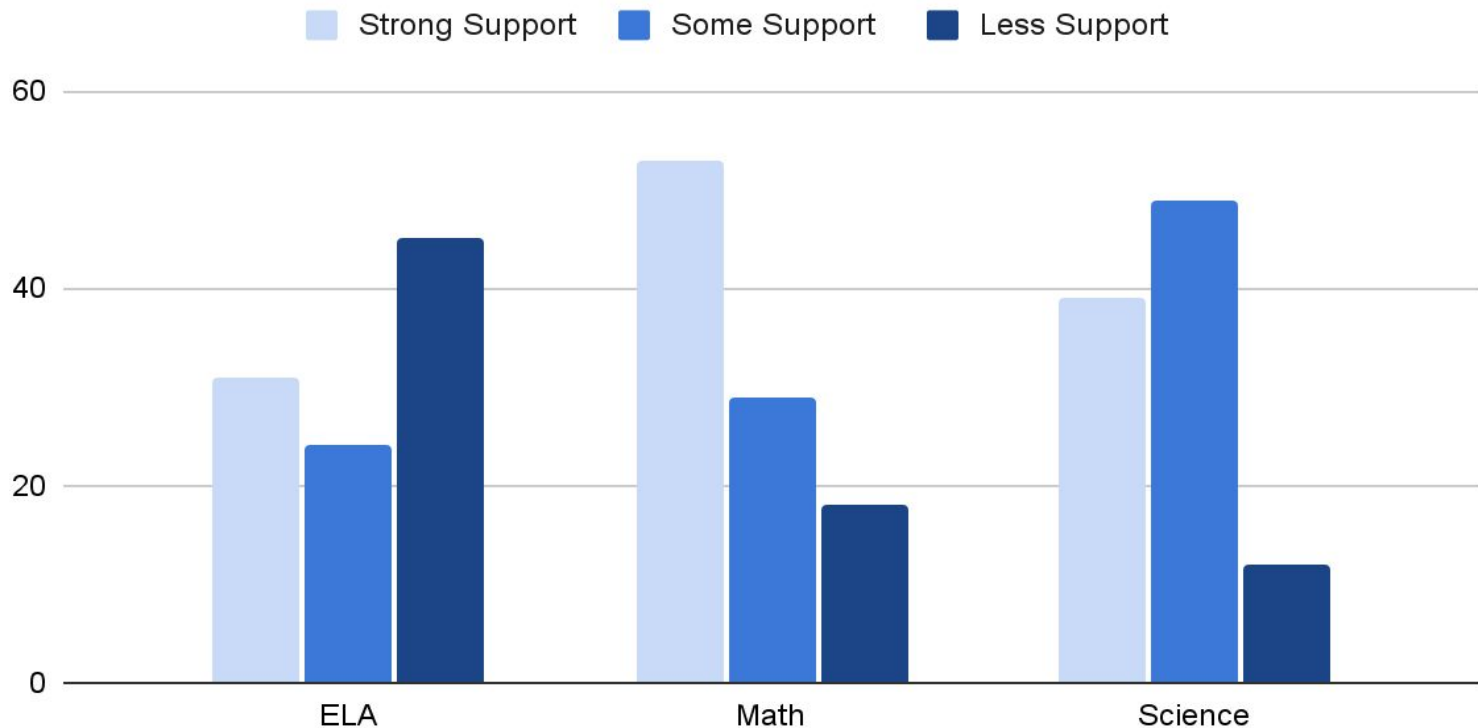
Fort Lee School District's Fall 2021 Start Strong Testing - ELA, Math & Science White

Demographic- White



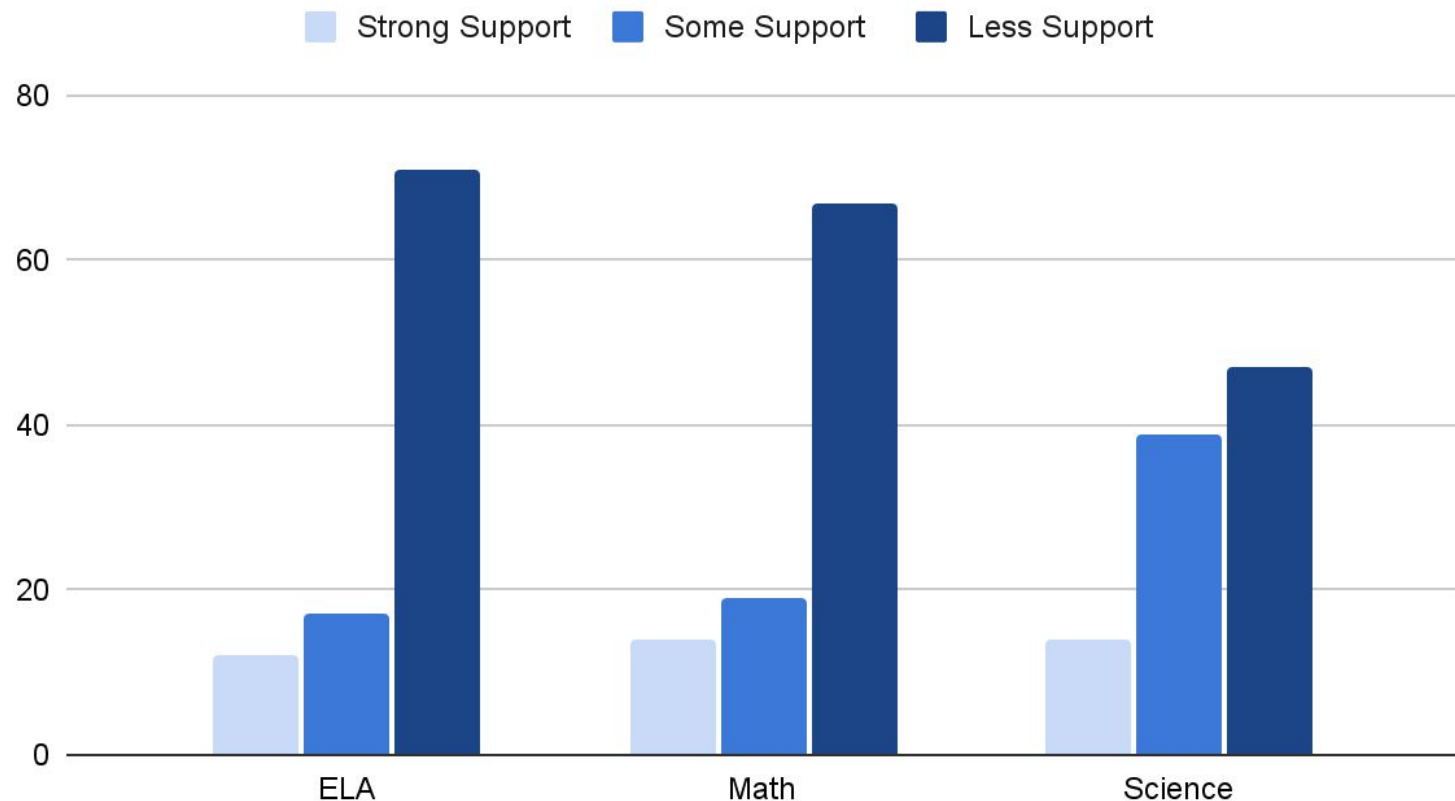
Fort Lee School District's Fall 2021 Start Strong Testing - ELA, Math & Science African American

Demographic- African American



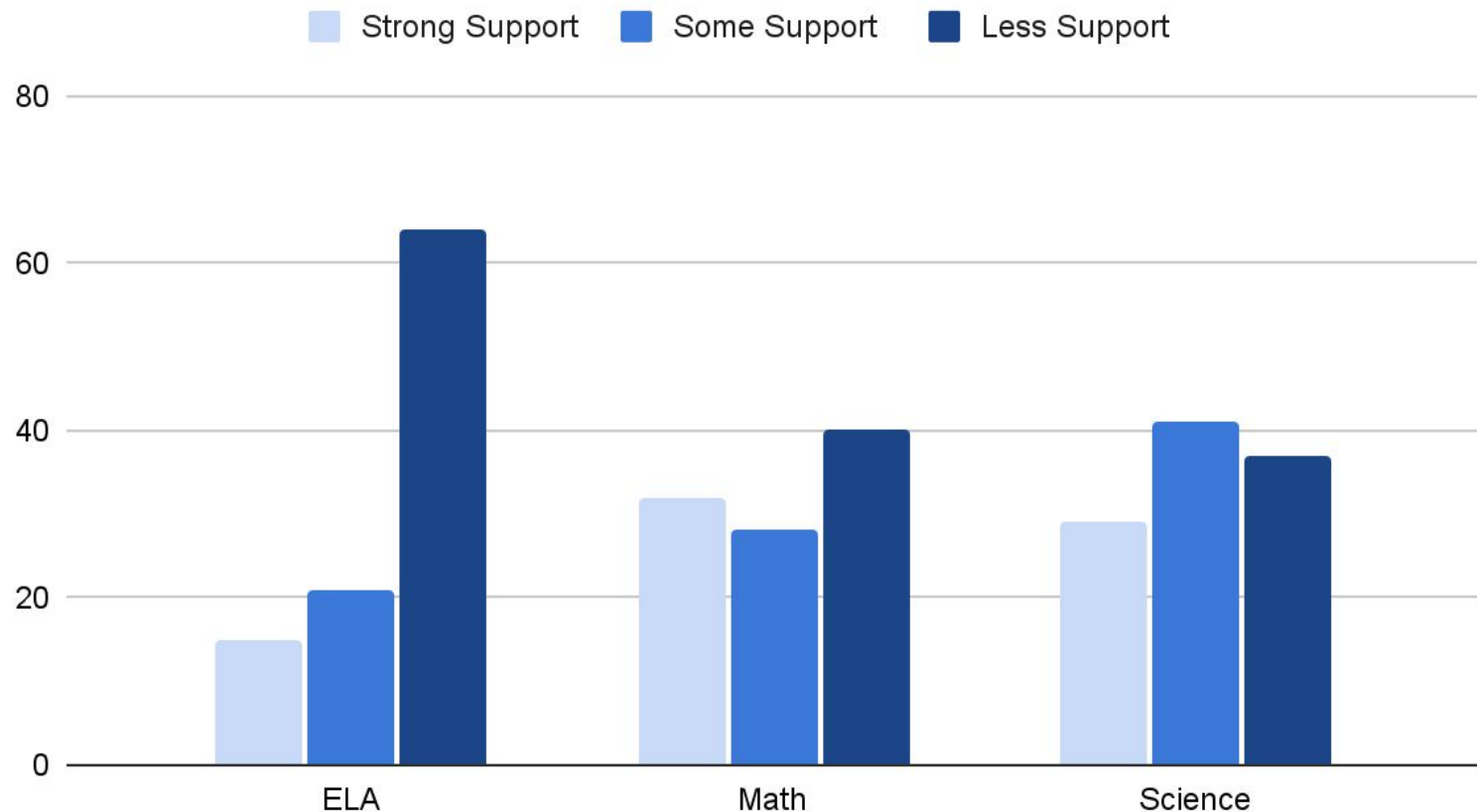
Fort Lee School District's Fall 2021 Start Strong Testing - ELA, Math & Science Asian

Demographic- Asian



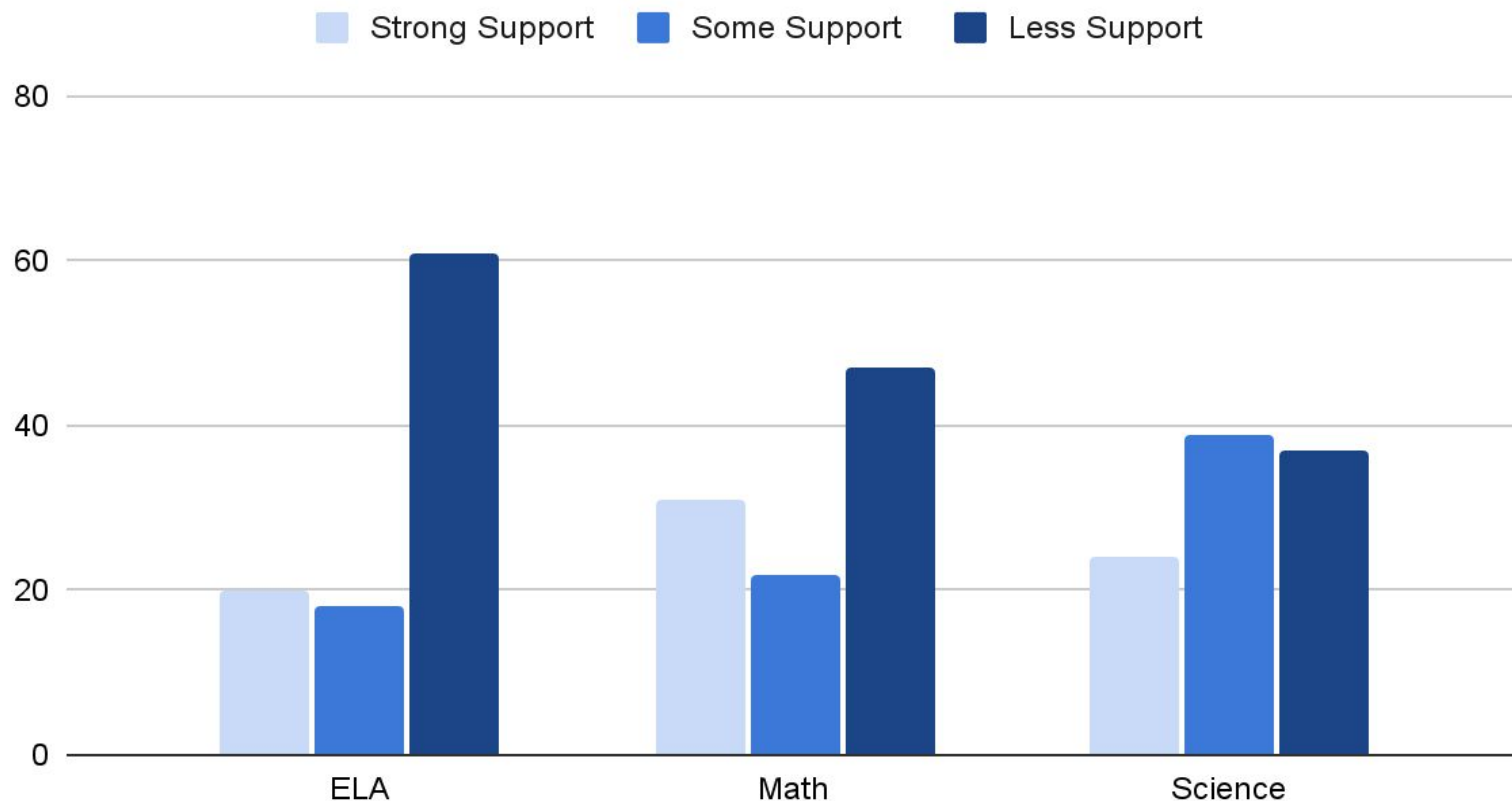
Fort Lee School District's Fall 2021 Start Strong Testing - ELA, Math & Science Female

Demographic- Female



Fort Lee School District's Fall 2021 Start Strong Testing - ELA, Math & Science Male

Demographic- Male



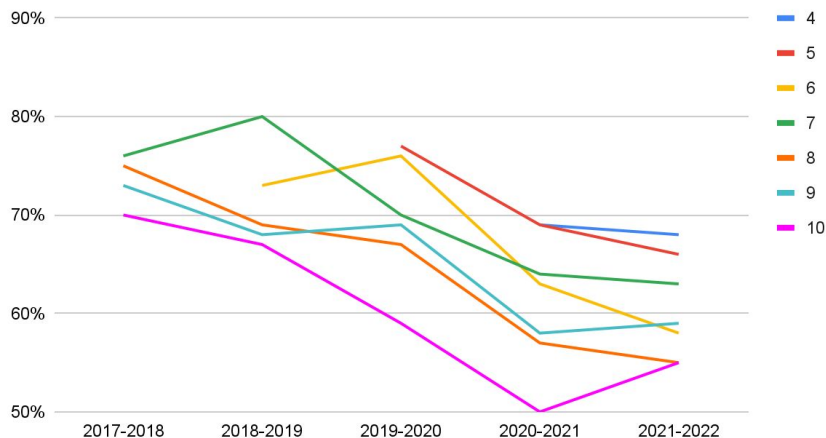
ELA: STAR 360 VS. NJSLA (START STRONG)

ELA: Less Support / At or Above / Level 4&5

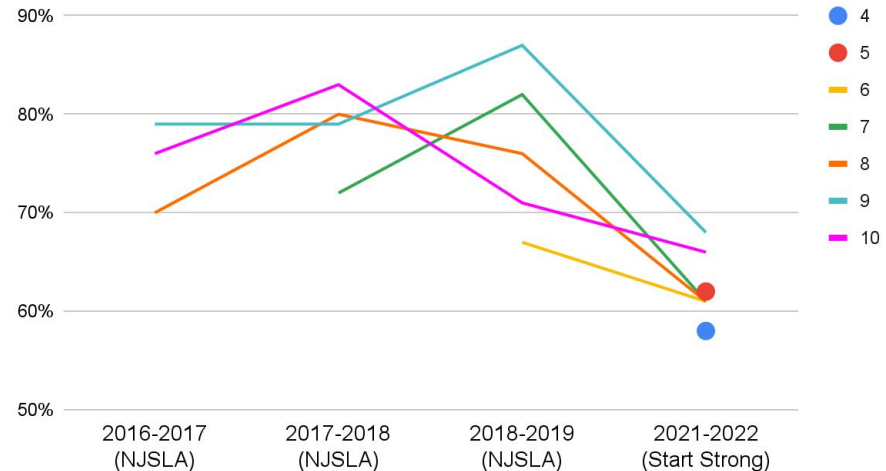
STAR 360					
Current Grade	2017-2018	2018-2019	2019-2020	2020-2021	2021-2022
4				69%	68%
5			77%	69%	66%
6		73%	76%	63%	58%
7	76%	80%	70%	64%	63%
8	75%	69%	67%	57%	55%
9	73%	68%	69%	58%	59%
10	70%	67%	59%	50%	55%

NJSLA				
Current Grade	2016-2017 (NJSLA)	2017-2018 (NJSLA)	2018-2019 (NJSLA)	2021-2022 (Start Strong)
4				58%
5				62%
6			67%	61%
7		72%	82%	61%
8	70%	80%	76%	61%
9	79%	79%	87%	68%
10	76%	83%	71%	66%

ELA: STAR 360 Data by Grade (2017-2021) - At/Above



ELA: NJSLA (2016-2019) & Start Strong (2021) - Level 4 & 5 / Less Support



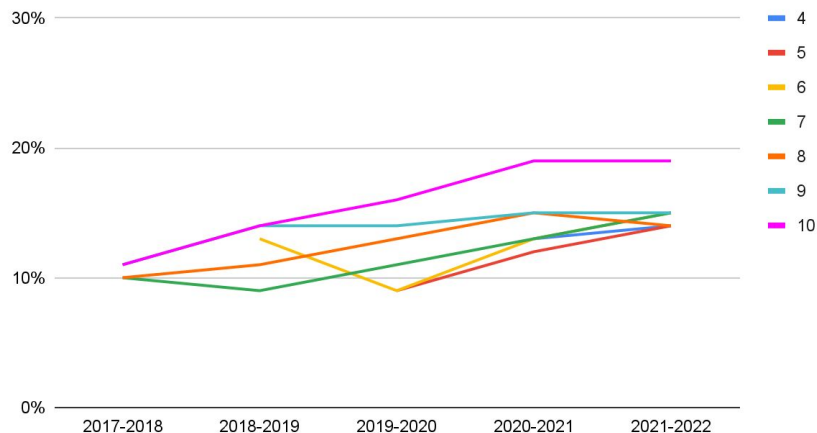
ELA: STAR 360 VS. NJSLA (START STRONG)

ELA: Some Support / On Watch / Level 3

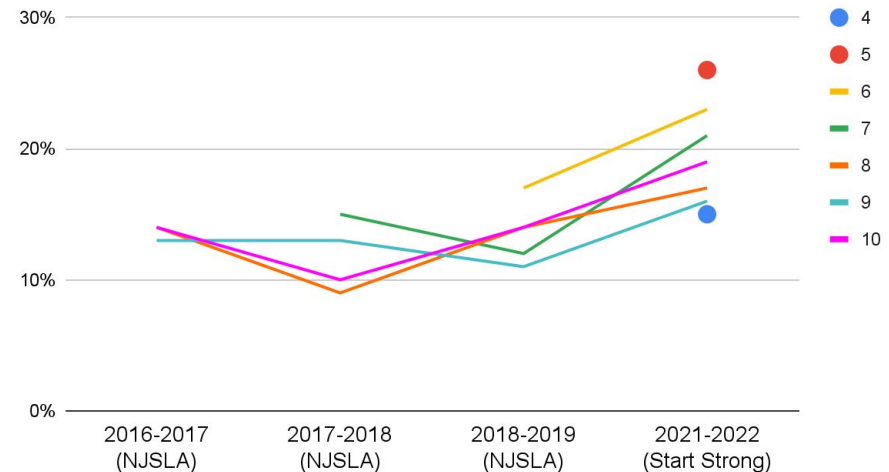
STAR 360					
Current Grade	2017-2018	2018-2019	2019-2020	2020-2021	2021-2022
4				13%	14%
5			9%	12%	14%
6		13%	9%	13%	15%
7	10%	9%	11%	13%	15%
8	10%	11%	13%	15%	14%
9	11%	14%	14%	15%	15%
10	11%	14%	16%	19%	19%

NJSLA				
Current Grade	2016-2017 (NJSLA)	2017-2018 (NJSLA)	2018-2019 (NJSLA)	2021-2022 (Start Strong)
4				15%
5				26%
6			17%	23%
7		15%	12%	21%
8	14%	9%	14%	17%
9	13%	13%	11%	16%
10	14%	10%	14%	19%

ELA: STAR 360 Data by Grade (2017-2021) - On Watch



ELA: NJSLA (2016-2019) & Start Strong (2021) - Level 3 / Some Support



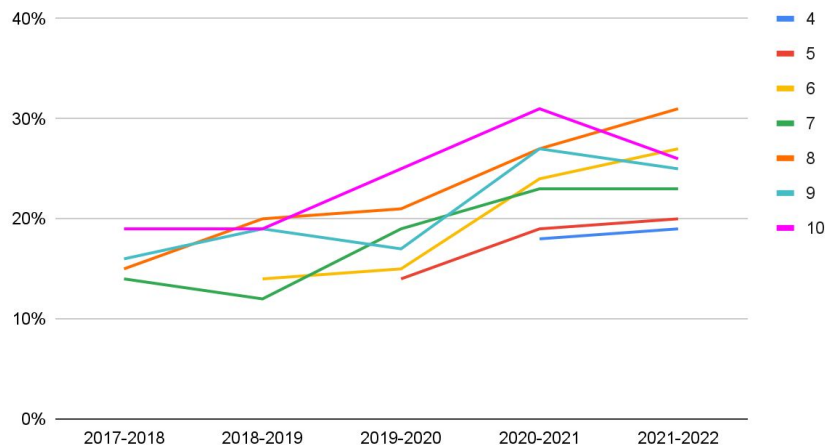
ELA: STAR 360 VS. NJSLA (START STRONG)

ELA: Strong Support / Intervention & Urgent Intervention / Level 1 & 2

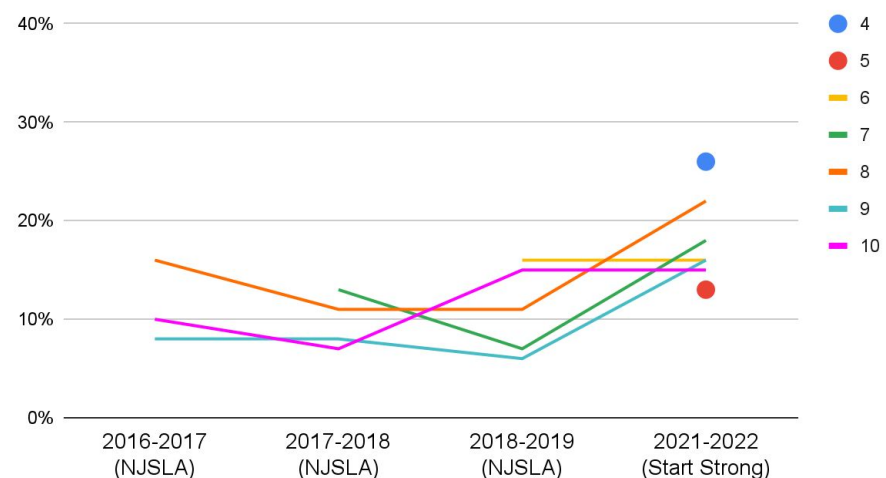
STAR 360					
Current Grade	2017-2018	2018-2019	2019-2020	2020-2021	2021-2022
4				18%	19%
5			14%	19%	20%
6		14%	15%	24%	27%
7	14%	12%	19%	23%	23%
8	15%	20%	21%	27%	31%
9	16%	19%	17%	27%	25%
10	19%	19%	25%	31%	26%

NJSLA				
Current Grade	2016-2017 (NJSLA)	2017-2018 (NJSLA)	2018-2019 (NJSLA)	2021-2022 (Start Strong)
4				26%
5				13%
6			16%	16%
7		13%	7%	18%
8	16%	11%	11%	22%
9	8%	8%	6%	16%
10	10%	7%	15%	15%

ELA: STAR360 Data by Grade (2017-2021) - Intervention & Urgent Interv.



ELA: NJSLA (2016-2019) & Start Strong (2021) - Level 1 & 2 / Strong Support



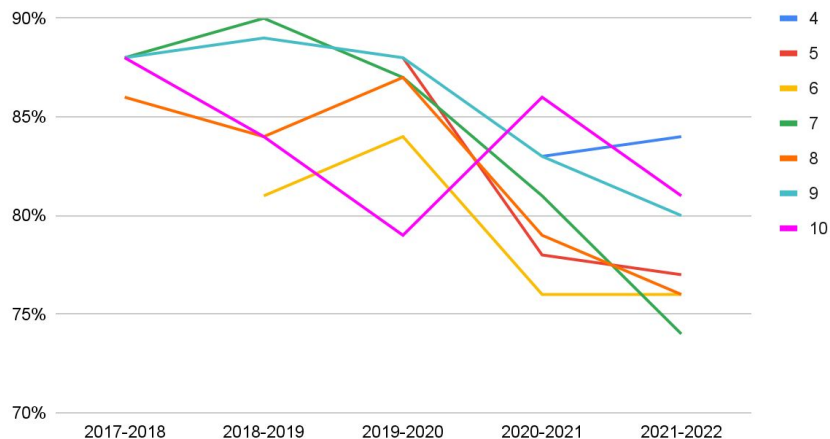
MATH: STAR 360 VS. NJSLA (START STRONG)

MATH: Less Support / At or Above / Level 4&5

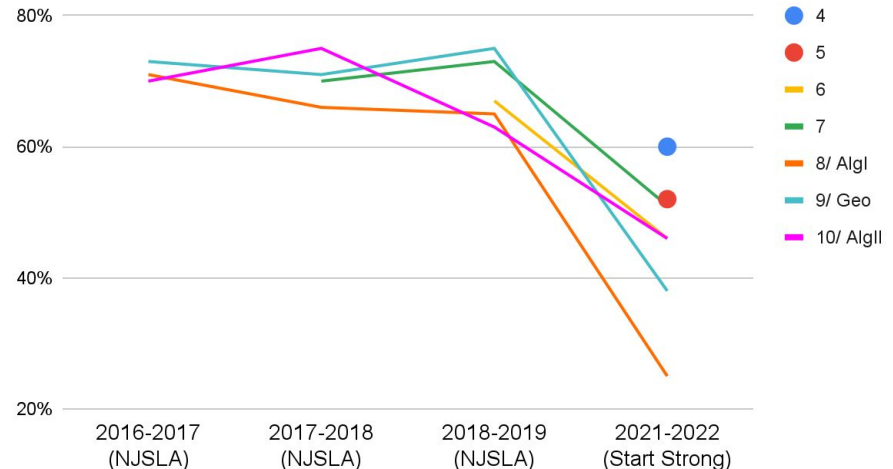
STAR 360					
Current Grade	2017-2018	2018-2019	2019-2020	2020-2021	2021-2022
4				83%	84%
5			88%	78%	77%
6		81%	84%	76%	76%
7	88%	90%	87%	81%	74%
8	86%	84%	87%	79%	76%
9	88%	89%	88%	83%	80%
10	88%	84%	79%	86%	81%

NJSLA				
Current Grade	2016-2017 (NJSLA)	2017-2018 (NJSLA)	2018-2019 (NJSLA)	2021-2022 (Start Strong)
4				60%
5				52%
6			67%	46%
7		70%	73%	51%
8/ Alg I	71%	66%	65%	25%
9/ Geo	73%	71%	75%	38%
10/ Alg II	70%	75%	63%	46%

Math: STAR 360 Data by Grade (2017-2021) - At/Above



Math: NJSLA (2016-2019) & Start Strong (2021) - Level 4 & 5 / Less Support



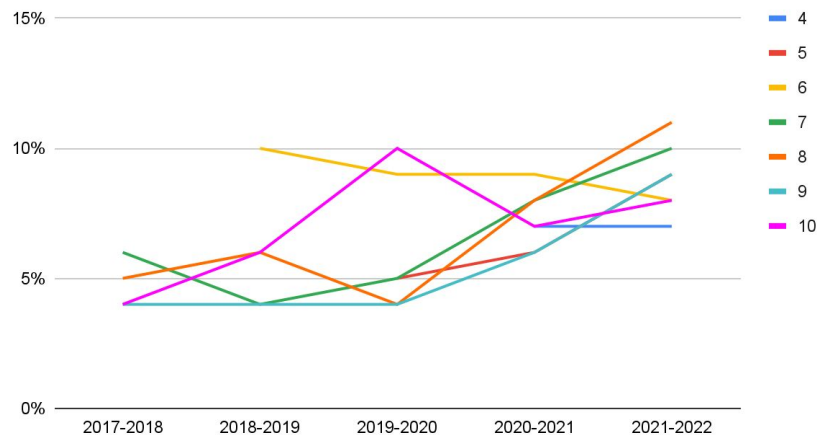
MATH: STAR 360 VS. NJSLA (START STRONG)

MATH: Some Support / On Watch / Level 3

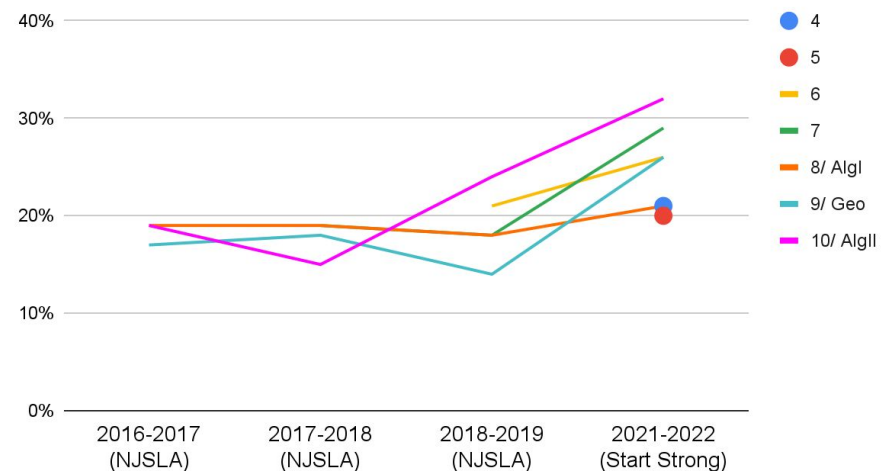
STAR 360					
Current Grade	2017-2018	2018-2019	2019-2020	2020-2021	2021-2022
4				7%	7%
5			5%	6%	9%
6		10%	9%	9%	8%
7	6%	4%	5%	8%	10%
8	5%	6%	4%	8%	11%
9	4%	4%	4%	6%	9%
10	4%	6%	10%	7%	8%

NJSLA				
Current Grade	2016-2017 (NJSLA)	2017-2018 (NJSLA)	2018-2019 (NJSLA)	2021-2022 (Start Strong)
4				21%
5				20%
6			21%	26%
7		19%	18%	29%
8/ Alg I	19%	19%	18%	21%
9/ Geo	17%	18%	14%	26%
10/ Alg II	19%	15%	24%	32%

Math: STAR360 Data by Grade (2017-2021) - On Watch



Math: NJSLA (2016-2019) & Start Strong (2021) - Level 3 / Some Support



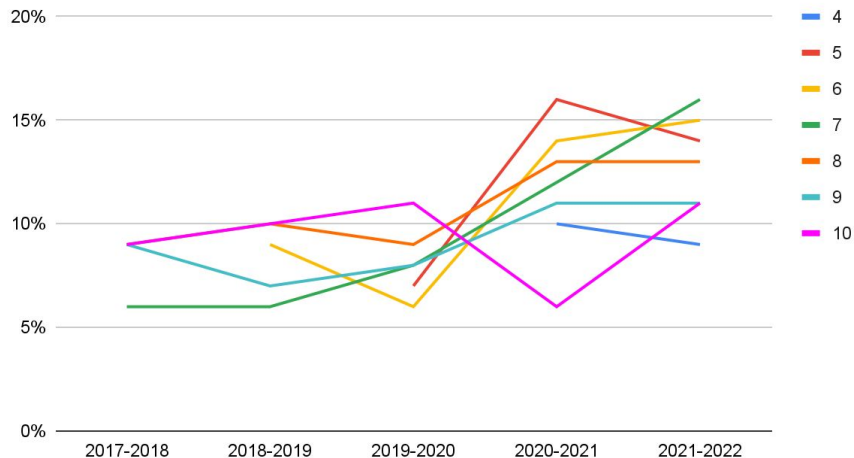
MATH: STAR 360 VS. NJSLA (START STRONG)

MATH: Strong Support / Intervention & Urgent Intervention / Level 1 & 2

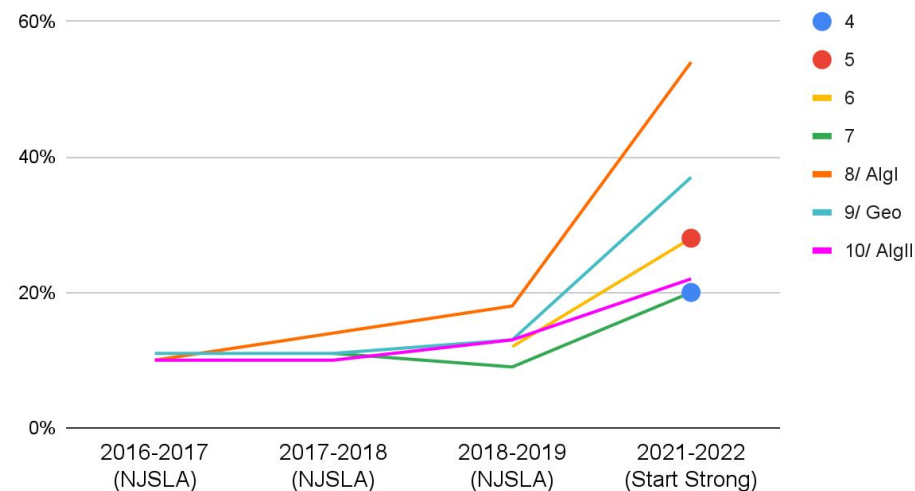
STAR 360					
Current Grade	2017-2018	2018-2019	2019-2020	2020-2021	2021-2022
4				10%	9%
5			7%	16%	14%
6		9%	6%	14%	15%
7	6%	6%	8%	12%	16%
8	9%	10%	9%	13%	13%
9	9%	7%	8%	11%	11%
10	9%	10%	11%	6%	11%

NJSLA				
Current Grade	2016-2017 (NJSLA)	2017-2018 (NJSLA)	2018-2019 (NJSLA)	2021-2022 (Start Strong)
4				20%
5				28%
6			12%	28%
7		11%	9%	20%
8/ Alg I	10%	14%	18%	54%
9/ Geo	11%	11%	13%	37%
10/ Alg II	10%	10%	13%	22%

Math: STAR360 Data by Grade (2017-2021) - Intervention & Urgent Interv.



Math: NJSLA (2016-2019) & Start Strong (2021) - Level 1 & 2 / Strong Support



Curriculum Development & Instructional Support

Data points to inform district curriculum and instruction

- New Jersey Student Learning Standards (NJSLS)
- Student achievement data from multiple assessments
- New Jersey Department of Education mandates
- Feedback from teachers, administrators, parents
- Curriculum committee recommendations
- Budget
- Staffing

Curriculum Revision Process

Phases	What Occurs During Each Phase?
Phase 1	<ul style="list-style-type: none"> • Review existing curriculum for standards alignment • Research effective instructional practices in the content area • Begin to write curriculum • Set goals and consider budgetary needs • Implement possible summer work
Phase 2	<ul style="list-style-type: none"> • Collaborate to revise curriculum or continue writing curriculum from Phase 1 • Consider piloting/selecting current and/or new resources • Determine needs for curriculum revision • Implement possible summer work
Phase 3	<ul style="list-style-type: none"> • Implement revised /piloted curricula and/or reaffirm current curricula • Address needs for curriculum revision • Monitor student learning • Communicate with primary stakeholders • Implement possible summer work
Phase 4	<ul style="list-style-type: none"> • Monitor effectiveness • Analyze data • Communicate with primary stakeholders • Make recommendations for future curriculum work • Implement possible summer work

5- Year Curriculum Cycle

Fort Lee Public Schools 5-Year Curriculum Cycle					
	2020-2021	2021-2022	2022-2023	2023-2024	2024-2025
Art: Visual and Performing					
K-5	Phase 1	Phase 1	Phase 2	Phase 3	Phase 4
6-8	Phase 1	Phase 1	Phase 2	Phase 3	Phase 4
9-12	Phase 1	Phase 1	Phase 2	Phase 3	Phase 4
Business					
9-12	Phase 2	Phase 3	Phase 4	Phase 1	Phase 2
English/Language Arts					
K-4	Phase 4	Phase 4	Phase 1	Phase 2	Phase 3
5-6	Phase 4	Phase 1	Phase 2	Phase 3	Phase 4
7-8	Phase 4	Phase 4	Phase 1	Phase 2	Phase 2
9-12	Phase 2	Phase 3	Phase 3	Phase 4	Phase 1

Curriculum Projects

2021-2022

- **Unpack and implement newly adopted NJSLS (Career Readiness, Health/ Physical Education, Computer Science, Science, Social Studies, Visual and Performing Arts, World Languages)**
- **Monitor existing curriculum and programs for effectiveness and make adjustments**
 - Enhancing the English curriculum in grades 7-12
 - Implementing new STEAM (Science, Technology, Engineering, Art, Math) activities in grades K-6
 - Examining the current 5-8 Social Studies scope and sequence
- **Provide professional development to improve instruction**
 - Build capacity in staff to implement Sheltered English Instruction
 - Build capacity in staff to implement best practices in reading and writing
 - Build capacity in staff to develop and implement new curriculum and programs
- **Provide professional development and resources to address social emotional and mental health needs of our students**

Interventions To Support Student Achievement

- Differentiated instruction in the classroom setting
- Instructional resources and materials to support differentiated instruction
- Instructional technology (Chromebooks, IXL, Lightsail, Raz Kids)
- Instructional Support Programs and Courses
 - English as a Second Language (ESL and Bilingual classes)
 - SMART Readers
 - Basic Skills Instruction
 - Title I Programs - HS, MS, School 2
 - Essentials Reading - MS
 - Strategies Courses - HS
 - Gifted, Honors and AP and IB programs
 - Special Education programs
- Extra help as needed

For More Information...

- Go to www.flboe.com
- Click on “Curriculum & Instruction”
- Click on Curriculum Documents



Fort Lee Public
Schools

🌐 All Curriculum

Home



Welcome to the Fort Lee Public Schools Curriculum Site

This site offers an overview of our K-12 district curriculum guides. Providing the school community with digital access to our curriculum enables us to share our instructional program as well as provide up-to-date information on our course documents as they evolve. Each curriculum document serves as a guide for our teachers and is designed to be fluid and adaptable to the needs of their students.

Notable Achievements

1. FLHS School Counseling Department raised over \$110,000 in scholarships that were distributed to the Class of 2021.
2. Class of 2021 earned acceptances to West Point, Georgetown, Villanova, NYU, California Tech, UNC at Chapel Hill, George Washington University and many more.
3. Four FLHS students were named a National Merit Scholar Semifinalist from Class of 2021.
4. The Class of 2021 currently has 3 Ivy League Acceptances.
5. The FLHS Marching Band won The 2021 Tournament of Bands Group IV A Atlantic Coast Championship.
6. The FLHS Marching Band will represent New Jersey in the 2022 National Memorial Day Parade in Washington, DC.
7. FLHS was accepted into All- State Orchestra for violin
8. Two FLHS students in the orchestra won first prize in the KRB New York International Music competition
9. In athletics, we earned 11 league championships.
10. FLHS won the Lou Molino all-sports banner for the Big North Conference- American Division and the NJSIAA Sportsmanship Award
11. Two FLHS Athletes won the Bergen Record Athlete of the Week.
12. The middle school SADD club held a Thanksgiving Food Drive which led to the collection of over 300 non-perishable food items for a local food bank.
13. Eight pieces of artwork created by our Lewis F. Cole Middle School students have been selected as finalists by #USvsHate National Project and will advance to the next round in their national poster contest.
14. In the spring, the middle school will perform their first two-act musical which is being sponsored by the PTO and directed by Ms. Jodi Etra.
15. The LFCMS' Intermedia 2020-2021 is the recipient of its 10th Crown Award. Our middle school was one of only two middle school art and literary magazines to receive a Crown Award in 2021 from over 850 entries.

Thank You!