

County: Bergen
 District: Fort Lee School District
 250 Hoym Street
 Fort Lee, NJ 07024

2022-2023
 Principal: Mr. Alberto Ruiz
[School Website](#)
 201-585-4620

	554 Total Students		KG-04 Grades Offered		24.0% English Learners
	11.7% Students with Disabilities		11.6 years Avg Teacher Experience		4.9% Economically Disadvantaged
	11:1 Student to Teacher Ratio				

The summary reports are meant to provide parents, educators, and communities highlights from the district, along with a high-level summary of how well a school or district is performing. We encourage you to use these reports to:

- **Learn more** about this school or district by viewing the detailed report. Use the link in the "Jump to" menu at the top right.
- **Start conversations** with school community members and ask questions. Use the one-page guides on the [Resources page](#) for suggestions.
- **Engage** with your school communities to identify where schools are doing well and where they can improve.

School Highlights Reported by the District:

- School No. 1 prides itself in the high quality of our instructional programs and care for social emotional growth of each individual.
- A Multi-tiered system of supports(MTSS) is utilized through data analysis, driving instruction and student progress, which is tracked with our MTSS/I&RS team.
- Our student and faculty population is a focus of strength and pride that allows School No. 1's population to see the world through an open and accepting lens, leading to stronger students.

How does student growth compare to other students?

This section shows the median student growth percentile for English Language Arts (ELA) and mathematics.

Each student gets a **student growth percentile(SGP)** from 1 to 99 for English (4th to 8th grade) and Math (4th to 7th grade) that explains their progress compared to students who had similar test scores in the past.

If the student growth percentiles for all students in the school are ordered from smallest to largest, the **median student growth percentile (mSGP)** is the percentile in the middle of that list.

English Language Arts

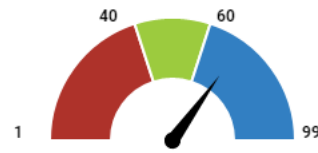
- Below Standard: 1 - 39.5
- Met Standard: 40 - 59.5
- Exceeds Standard: 60 - 99



71
Exceeds Standard

Mathematics

- Below Standard: 1 - 39.5
- Met Standard: 40 - 59.5
- Exceeds Standard: 60 - 99



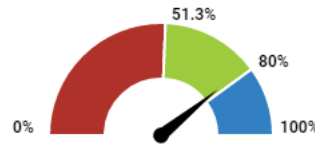
70
Exceeds Standard

How did students perform on assessments?

This section shows the percentage of students who met or exceeded expectations on statewide assessments (NJSLA and DLM). This percentage reflects the federal proficiency rate which makes adjustments to the proficiency rate if the participation rate was below 95% to ensure reporting on at least 95% of students. The chart indicates whether performance was above the state average or above the state's long-term goal of 80%.

English Language Arts

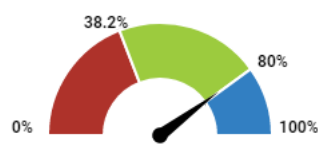
- Below State: 0 - 51.2%
- Met State: 51.3 - 79.9%
- Met Goal: 80 - 100%



78.4%
Met State

Mathematics

- Below State: 0 - 38.1%
- Met State: 38.2 - 79.9%
- Met Goal: 80 - 100%



79.7%
Met State

How to use this report?

- 1 **Learn More** by viewing this full report and reports for other schools and districts. Use the green menu bar at the top of the page to move between different sections of the report.
- 2 **Start Conversations** with school community members and ask questions. Use our guides for suggestions.
- 3 **Engage** with your school communities to identify where schools are doing well and where they can improve.



www.state.nj.us/education

www.njschooldata.org



reportcard@doe.nj.gov



School No. 1 (03-1550-060)

County: Bergen
District: Fort Lee School District
250 Hoym Street
Fort Lee, NJ 07024

2022-2023
Principal: Mr. Alberto Ruiz
[School Website](#)
201-585-4620

Are students at risk?

This section shows percentage of students that were absent for 10% or more of the days enrolled with a comparison to the state average.

